

# Design Trend



MASTER PLAN HOMES

03

2020

ISSUE 3





# Project Profile

# Covington Creek Custom Residence

This beautiful custom designed home incorporates a blend of traditional and transitional designs. When designing your home, it is important to consider trends and how they will be seen for years to come. In this featured home, we will look at the elements of design that transcend time, looking elegant and “in-style”, with timeless appeal.

In today’s home, a fireplace is much more than a heat source. More often than not, it is the focal point of the Great Room, the second most congregated area of the home, behind the kitchen. When designing a house that you will live and entertain in, it is important to put the proper time and effort into these focal areas. In most cases, we start with the kitchen, the area of the home with most thought and design elements, to incorporate looks, colors and styles into the overall aesthetic. For this fireplace, we started with a general layout, knowing that the homeowners wanted to utilize storage on both sides of the





stone structure. In doing so, we borrowed colors, moldings and door styles from the kitchen. One of the most notable features incorporated into each area is the arched valence with the keystone center, that is also seen above the refrigerator cabinet in the kitchen. Blending these room styles, although not identical, helps bring uniformity to the rooms, without creating an overpowering sense of “the cookie cutter” feel.



Another important feature when designing a fireplace is to consider what is going above the mantle. Will it be a TV, a family photo, or other decor? This is vital to determine the mantle height. When a television is selected, as shown in this custom home, knowing the size of the TV desired is extremely important. This allows both the height of the mantle and the width of the stone to be determined, to allow for correct proportions. When in doubt, have your design team create a drawing or rendering to help visualize the space in the room. For this particular fireplace, knowing a TV was going above, we decided to go with a flush, stone hearth. This allows the fireplace unit to sit lower, allowing the mantle to also sit lower proportionally, so that the TV is not elevated, and viewing distance, height and angle are optimally aligned.

Another beautiful design feature of this home is the double tray in the dining area. In this area, we opted for a textured faux paint, with a metallic finish, to accent the color pallet of the home. In tray ceilings, up lighting can be used to shine and accentuate the colors or textures utilized in the design. In the specific home, the lighting allows the metallic finish to be highlighted, showcasing the elegance of the room.


In traditional and transitional designs that utilize similar color tones and pallets, texture is extremely important.



**Shape and texture provide definition to a neutral color palette.**



**Double Tray Ceiling**





Glazed cabinets provide additional contrast and add organic definition to monochromatic surfaces



When incorporating the same colors through out, different textures will ensure that all of the features do not blend together, or fade into the background. Texture will allow design elements to stand-out, as seen in this custom shower. By using different shapes of stone, we were able to break up the monotony in the amount of material needed.

We also were able to add stone accents, such a chair rail, to create a break when transitioning sizes. Another aspect, also overlooked in custom showers, is shower head placement, size, and the use of body sprays. A master shower is the oasis of home and a small investment up-front will pay huge dividends in the future for an item that is used multiple times per day.


Rounding out this Covington Custom home is the kitchen, the most congregated area of any house. White is still the predominate color selection when it comes to cabinetry. Even in the traditional and transitional design, choosing a variety of white is a popular choice. With so many shades to chose from, it is important to consider the theme of the home, often times pairing it with painted woodwork, ceilings or built-ins. In this home, we selected the raised panel cabinetry, white paint, with accent glazing. When glazing is desired in the color scheme, raised panels cabinetry or cabinets with additional elements of design are typically best suited. This allows and ensures areas for glazing to fill in during the wipe on and wipe off hand-glaze installation.



See more of this home on [houzz](https://www.houzz.com)



# Thank You For Voting Master Plan A Valley Favorite



There may be no greater honor than when the people in your community recognize the hard work, dedication, and commitment to the community that you pledge every year! We would like to, once again, thank our valley residents and Vindicator Readers for putting their trust in us and voting us as one of the Valley Readers' Choice award winners. We are very proud to have had the opportunity to serve our friends and neighbors that allow us to do what we love everyday, while maintaining the quality and value of the homes in our area. None of this would be possible with our the trust of our customers, the hard work of our vendors, subcontractors and dedicated employees. We would like thank you and offer the promise the we will continue our commitment to the community through building only the highest quality homes!



## Looking To Build, Remodel, Or Best Maintain Your Home? Check Out Master Plan On YouTube!



Check out our YouTube Channel and stay up-to-date with North Eastern Ohio's premier Custom Home Builder! We are beginning an adventure into the video world in order to take our customer experience to the next level. We believe that it is our responsibility as a regional home builder to inform and educate our community and raise the bar on the quality of homes in our valley. Whether it be curiosity, on-trend design inspirations, or the next step to building your dream home, stay informed as we begin this journey and click here to follow us at [youtube.com/MasterPlanBuilders](https://youtube.com/MasterPlanBuilders).



*Our YouTube channel is growing to include...*

- Tips, tricks and problem solving for your home
- What to look for in housing markets and real estate
- Ways to improve your current home's value
- What to look for when building or financing a home
- A spotlight on new products in the housing industry
- News and special offers in our local housing market
- What's popular in your valley neighbors' homes

[YouTube.com/MasterPlanBuilders](https://youtube.com/MasterPlanBuilders)



# Featured Upcoming Trends

## HOT NEW PRODUCT Fluted Marble

Fluted marble, also known by the trade name of "Pinnacle Calcutta Gold", brings a new dimension to wall treatments. The meticulously cut stone creates a varied texture surface that moves with you as you move throughout a room.



As this material is unique and visually striking in any space, the application of this look is gaining popularity and we have noticed our home owners are paying attention to this style, as it combines a very traditional material with a new and modern look. The most common applications are on interior walls, as an accent or framed look, and as a backdrop wall treatment behind a shower wall.



Because it is one of the busiest entertainment spaces in the home, having lots of seating around the still popular prep island is a must have for a contemporary kitchen.

## YEAR END HOME TRENDS



According to Houzz more than 40 percent of homeowners STILL choose white cabinets for the kitchen. In order to keep this from being boring, a few darker woods, are being added in preparatory islands and other storage spaces.

Kitchens that flow seamlessly to the dining area are a continuation of popular open concept.

The 2020 colors of kitchens are described as "soft." This includes demure satin-brass fixtures and light marble backsplashes.



Homeowners are looking for bolder geometric designs in lighting, furniture, wallpaper, and pillows in 2020. Even flooring and fireplaces are being updated with herringbone designs.

# Socialize With Us!



Instagram

@MASTERPLANBUILDERS



facebook

/MASTERPLANBUILDERSINC



YouTube

/MASTERPLANBUILDERS

CONTACT US FOR ALL YOUR NEW HOME NEEDS



MASTER PLAN  
H O M E S

Show Room &  
Design Center

11624 SOUTH AVE  
YOUNGSTOWN, OH  
44452  
PH: 330.549.0692

Senior Kitchen &  
Bath Designer

ZACH  
STRUHARIK

DIRECT: 330.398.6606  
ZACH@MASTERPLANHOMES.COM



WWW.MASTERPLANBUILDERS.COM